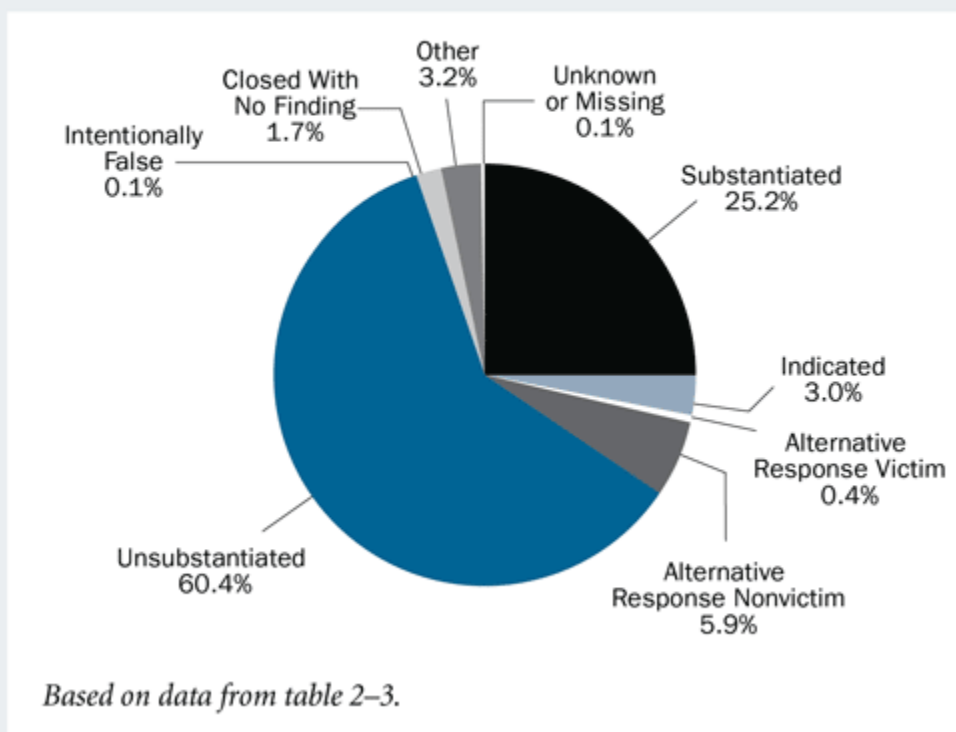


2006 CHILD MALTREATMENT AND FATALITY STATISTICS

Maltreatment Statistics

- ✚ During FFY 2006, an estimated **3.6 million referrals**, involving approximately **6.0 million children**, were made to CPS agencies. The national rate was **47.8 referrals per 1,000 children** for FFY 2006 compared with 43.9 referrals per 1,000 children for FFY 2005.
- ✚ The rate of all children who received an investigation or assessment increased from 43.8 per 1,000 children for 2002 to **47.8 per 1,000 children** for FFY 2006.
- ✚ For FFY 2006, **1,907,264** investigations received a disposition.
- ✚ Over a quarter (**25.2%**) of the investigations that reached the report stage determined that **at least one child was a victim of child abuse or neglect**.
- ✚ An estimated **905,000 children** were victims of maltreatment. The rate of victimization was **12.1 per 1,000 children** in the population.
<http://www.acf.hhs.gov/programs/cb/pubs/cm06/chapter3.htm#subjects>

Figure 2–2 Investigation Dispositions, 2006



http://www.acf.hhs.gov/programs/cb/pubs/cm06/figure2_2.htm

 **Types of Maltreatment**

- During FFY 2006, **64.1%** of victims experienced **neglect**,
- **16.0%** were **physically abused**, **8.8%** were **sexually abused**,
- **6.6%** were **psychologically maltreated**, and
- **2.2%** were **medically neglected**.
- In addition, **15.1%** of victims experienced such "**other**" types of maltreatment as "abandonment," "threats of harm to the child," or "congenital drug addiction." States may code any condition that does not fall into one of the main categories—physical abuse, neglect, medical neglect, sexual abuse, and psychological or emotional maltreatment—as "other." These maltreatment type percentages total more than 100 % because children who were victims of more than one type of maltreatment were counted for each maltreatment.*

<http://www.acf.hhs.gov/programs/cb/pubs/cm06/chapter3.htm>

Neglect		Phys. Abuse		Medical Neglect		Sexual Abuse		Psych. Abuse		Other Abuse		Unk.		Total Mal-treatments	
#	%	#	%	#	%	#	%	#	%	#	%	#	%	#	%
567,787	64.1	142,041	16.0	19,180	2.2	78,120	8.8	58,577	6.6	133,978	15.1	10,221	1.2	1,009,904	114.1

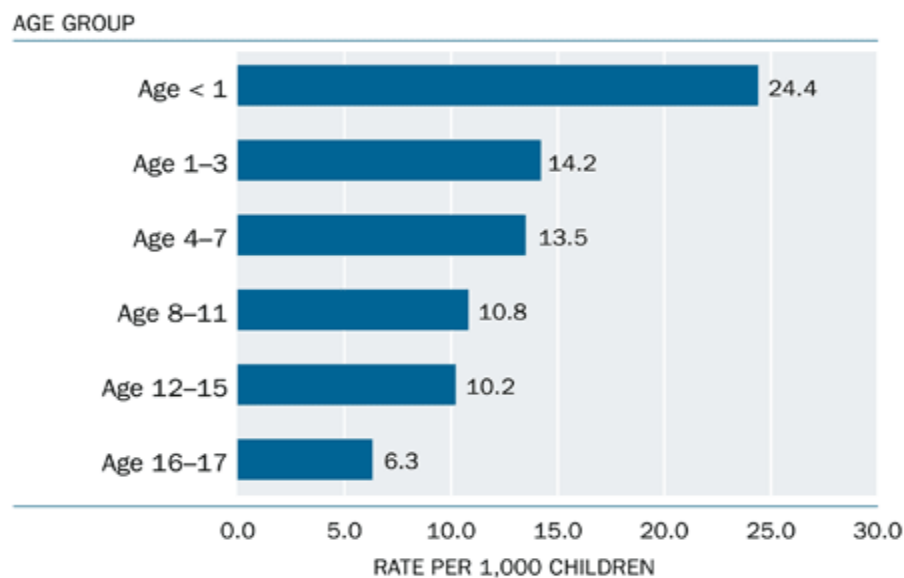
http://www.acf.hhs.gov/programs/cb/pubs/cm06/table3_6.htm

Sex and Age of Victims

- For FFY 2006, **48.2%** of child victims were **boys**, and **51.5%** of the victims were **girls**.
- The youngest children had the highest rate of victimization. The rate of child victimization of the age group of **birth to 1 year** was **24.4 per 1,000** in the same age group.
- The rate of child victimization of the age group of **1 year to 3 years** was **14.2 per 1,000 children** of the same age group.
- The victimization rate of children in the age group of **4-7 years** was **13.5 per 1,000 children** in the same age group.
- The victimization rate of children in the age group of **8-11 years** was **10.8 per 1,000 children** in the same age group.
- The victimization rate of children in the age group of **12-15 years** was **10.2 per 1,000 children** in the same age group.
- The victimization rate of children in the age group of **16-17 years** was **6.3 per 1,000 children** in the same age group.
- Nearly three-quarters of child victims (**72.2%**) ages birth to 1 year and age group of 1–3 (**72.9%**) were **neglected**.

<http://www.acf.hhs.gov/programs/cb/pubs/cm06/chapter3.htm#noteseven>

**Figure 3–3 Victimization Rates
by Age Group, 2006**



Based on data from table 3–9.

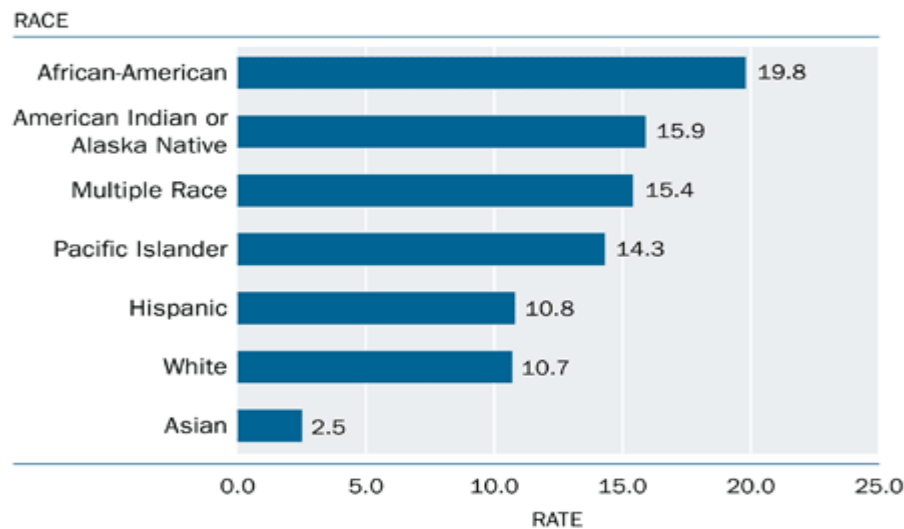
http://www.acf.hhs.gov/programs/cb/pubs/cm06/figure3_3.htm

Race and Ethnicity of Victims

- The victimization rate of **African-American** children was **19.8 per 1,000 children (28%)** of the same race or ethnicity.
- The victimization rate of **American Indian and Alaska Native** children was **15.9 and 15.4 per 1,000 children (1.2%)** respectively, of the same race or ethnicity.
- The victimization rate of **Caucasian** children was **10.7 per 1,000 children (48.8%)** of the same race or ethnicity.
- The victimization rate of **Hispanic** children was **10.8 per 1,000 children (18.4%)** of the same race or ethnicity.
- The victimization rate of **Asian** children was **2.5 per 1,000 children (0.8%)** of the same race or ethnicity.*
- The victimization rate of **Multiple Race** children was **15.4 per 1,000 children (2.4%)** of the same race or ethnicity.
- The victimization rate of **Pacific Islander** children was **14.3 per 1,000 children (0.2%)** of the same race or ethnicity.
- For all categories, the largest percentage of victims suffered from **neglect**.*
- Almost one-half of all victims were **White (48.8%)**, almost one-quarter were African American (**22.8%**), and **18.4%** were Hispanic.

<http://www.acf.hhs.gov/programs/cb/pubs/cm06/chapter3.htm#noteseven>

Figure 3–4 Race and Ethnicity of Victims, 2006



Based on data from table 3–11.

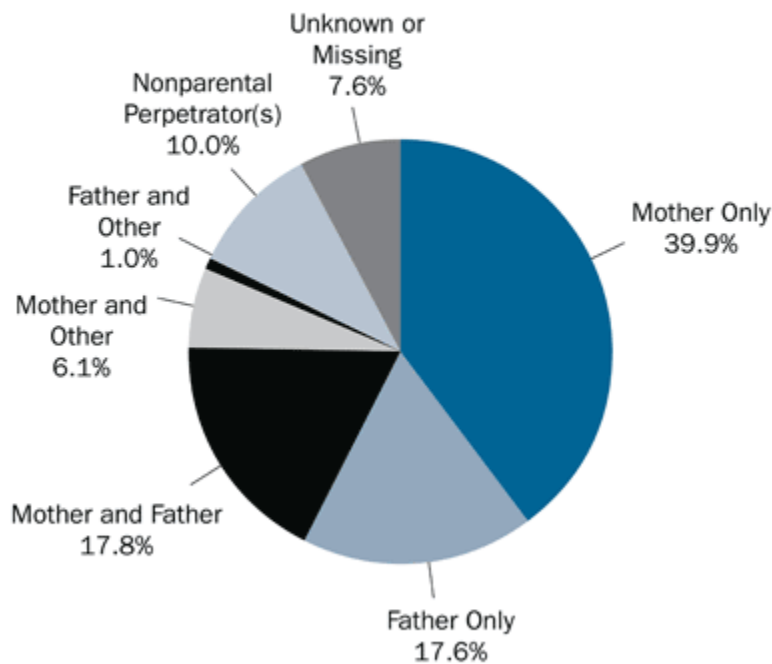
http://www.acf.hhs.gov/programs/cb/pubs/cm06/figure3_4.htm

Perpetrators of Maltreatment

- Nearly 83% (**82.4%**) of victims were **abused by a parent acting alone or with another person.**
- Approximately 40% (**39.9%**) of child victims were maltreated by their **mothers acting alone;**
- another **17.6%** were maltreated by their **fathers acting alone;** and
- **17.8%** were abused by **both parents.**
- Victims abused by such **non-parental perpetrators as an unmarried partner of parent, legal guardian, or foster parent** accounted for **10.0 %** of the total.*
- Of the victims who experienced neglect, **86.7 %** were neglected by a parent.
- Of the victims who were sexually abused, **26.2%** were abused by a parent and **29.1%** were abused by a relative other than a parent.

<http://www.acf.hhs.gov/programs/cb/pubs/cm06/chapter3.htm#noteseven>

Figure 3–5 Victims by Perpetrator Relationship, 2006



Based on data from table 3–16.

http://www.acf.hhs.gov/programs/cb/pubs/cm06/figure3_5.htm

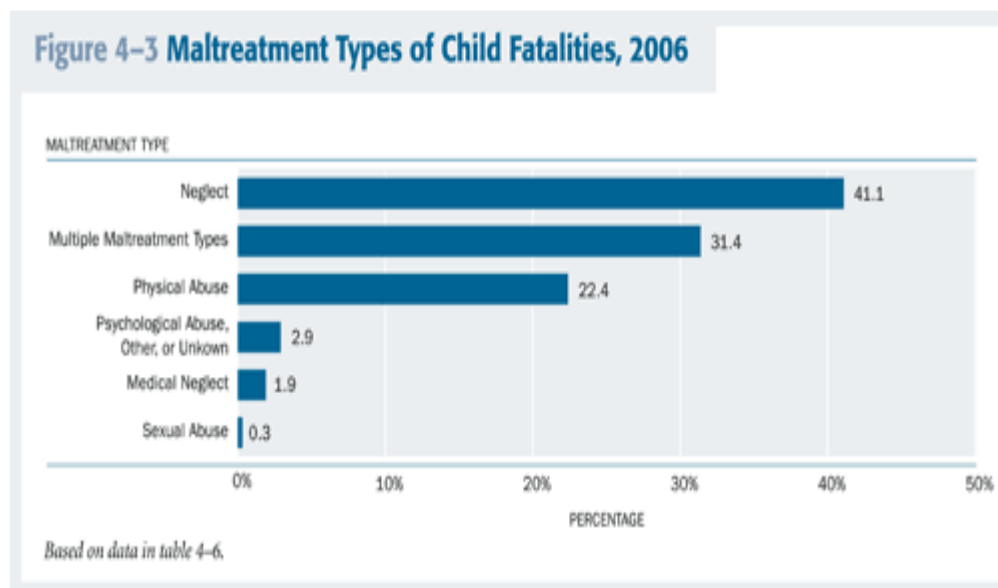
Child Fatality Statistics

- There was an **estimated 1,530 child fatalities in FFY 2006** (1,460 in 2005). This translates to a rate of **2.04 deaths per 100,000 children** (compared to 1.96 children per 100,000 children in 2005).

Types of Maltreatment Fatalities

- In 2005, **more than one-third (41.2 %)** of child maltreatment fatalities were associated with **neglect** alone.
- Physical abuse** alone was cited in nearly **one-quarter (22.4 %)** of child maltreatment fatalities,
- 1.9%** of child maltreatment fatalities were the result of **medical neglect**,
- 0.3%** of child maltreatment fatalities were the result of **sexual abuse**,
- 31.4%** of child maltreatment fatalities were the result of **multiple abuse types**, and
- 2.9%** of child maltreatment fatalities were from **psychological maltreatment, other or an unknown** type of child maltreatment.*

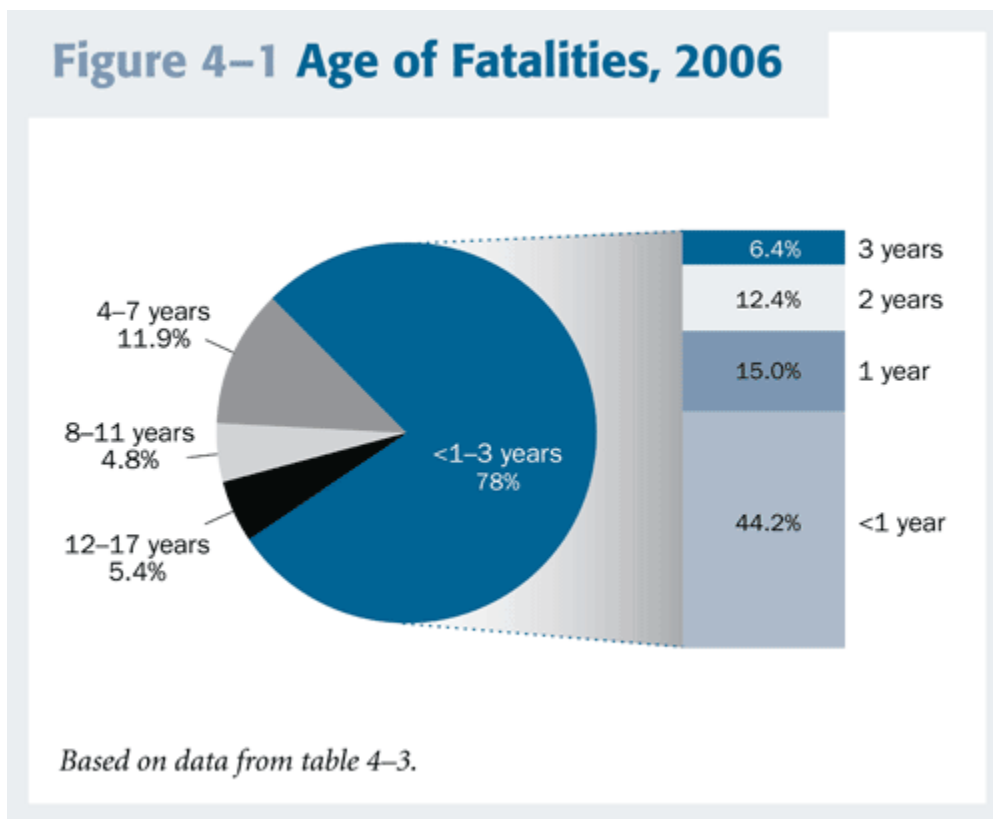
<http://www.acf.hhs.gov/programs/cb/pubs/cm06/chapter4.htm>



http://www.acf.hhs.gov/programs/cb/pubs/cm06/figure4_3.htm

Sex and Age of Fatality Victims

- Research indicates very young children are the most frequent victims of child fatalities. Children **younger than 1 year** accounted for **44.2 %** of fatalities (**boys younger than one year 18.5 per 100,000** and **girls 14.7 per 100,000**),
- while children **four years and younger** accounted for **78.0 %** of fatalities.
- Children ages **4-7** accounted for **11.9%** of fatalities;
- children ages **8-11** accounted for **4.8%** of fatalities; and
- children ages **12-17** accounted for **5.4%** of fatalities.*
<http://www.acf.hhs.gov/programs/cb/pubs/cm06/chapter4.htm>



http://www.acf.hhs.gov/programs/cb/pubs/cm06/figure4_1.htm

Race and Ethnicity of Fatality Victims

- Nearly one-half (**43.0 %**) of all child maltreatment fatalities were **Caucasian** children.
- More than one-quarter (**29.4%**) were **African-American** children,
- and nearly one-fifth (**17.0%**) were Hispanic children.
- Children of **American Indian or Alaska Native, Asian, Pacific Islander, other, and multiple race categories** collectively accounted for **10.7%** of child maltreatment fatalities.

<http://www.acf.hhs.gov/programs/cb/pubs/cm06/chapter4.htm>

Race and Ethnicity of Child Fatalities, 2006

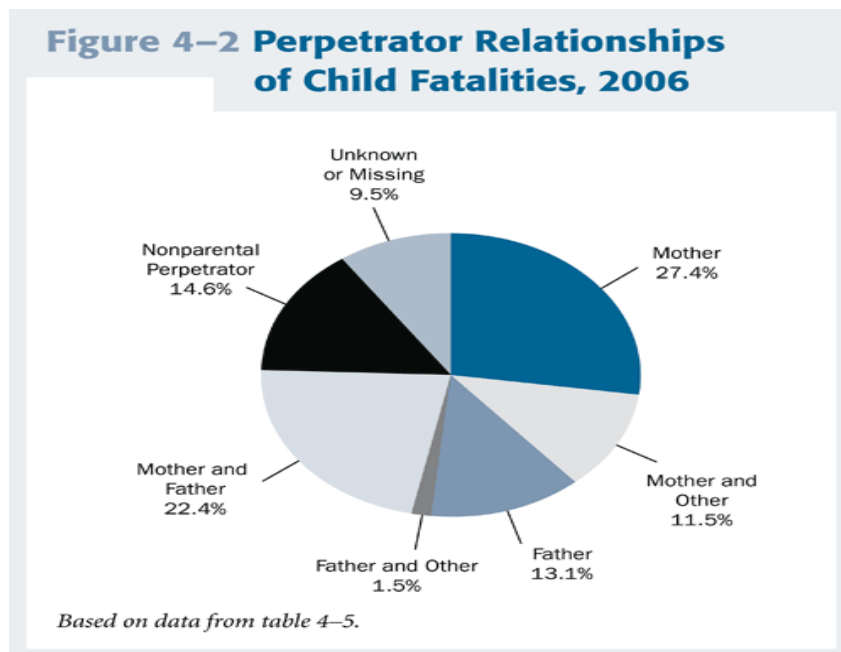
Race	Child Fatalities	
	Number	Percent
White	473	43.0
African-American	324	29.4
Hispanic	187	17.0
Unable to Determine or Missing	81	7.4
Other or Multiple Race	14	1.3
Asian	12	1.1
American Indian or Alaska Native	9	0.8
Pacific Islander	1	0.1
Total	1,101	
Percent		100

http://www.acf.hhs.gov/programs/cb/pubs/cm06/table4_4.htm

Perpetrators of Maltreatment Fatalities

- **Three-quarters (75.9%)** of child fatalities were caused by one or more parents.
- **Mothers** accounted for **27.4%** of all **perpetrators in child maltreatment fatalities**.
- **Mothers and others** accounted for **11.5%**,
- **fathers** accounted for **13.1%**, **fathers and others** accounted for **1.5%**,
- **mothers and fathers together** accounted for **22.4%**,
- **non-relative** accounted for **14.6%**,
- **unknown/missing** accounted for **9.5%**
- **female relatives** accounted for **3.0%**,
- **male relatives** accounted for **1.6%**,
- **female and male foster parents (relative)** accounted for **0.0%**,
- **female partners of parent** accounted for **.0%**,
- **male partners of parent** accounted for **2.9%**,
- **female legal guardians** accounted for **.1%**,
- **male legal guardians** accounted for **0.0%**,
- **foster parents (non-relative)** accounted for **.5%**,
- **foster parent (unknown relationship)** accounted for **.4%**,
- **group home staff** accounted for **0.4%**,
- **daycare staff** accounted for **3.0%**,
- **other professionals** accounted for **0.0%**,
- **friends or neighbors** accounted for **.2%**,
- **more than one non-parent perpetrator** accounted for **2.5%**
- **unknown or missing** accounted for **9.5%**.

http://www.acf.hhs.gov/programs/cb/pubs/cm06/figure4_2.htm



http://www.acf.hhs.gov/programs/cb/pubs/cm06/figure4_2.htm

Reference

* US Department of Health and Human Services, Administration for Children and Families, Administration on Children Youth and Families Children's Bureau *Child Maltreatment 2006*. Found in <http://www.acf.hhs.gov/programs/cb/pubs/cm06/index.htm> April 15, 2008. The source of data for this statistic reference is from the National Child Abuse and Neglect Data System (NCANDS).